

# I Will Trust In You - Pawprints

EG07

**Bible Verses:** Psalm 23, 28:1 & 7, 46:3, 52:1 & 4, 91.

**This session will unpack why we should trust in God and why he can be trusted.**

---

## Leader's notes

Some quotes from wikipedia's page on trust:

*"Trust is a statement about what is otherwise unknown."*

*"A voluntary transfer of resources."*

*"A time lag exists between the extension of trust and the result of trusting behaviour."*

We put our trust in lots of things - other people, social systems, inanimate objects (cars, planes, money) but ultimately all of these objects of our trust can be flawed: people can let you down, systems aren't all they promise to be, objects suffer breakdowns and failures, money can lose its value. But God is always trustworthy - always true.

God is unknown in some ways - we have to have faith to believe he exists - but he displays himself in so many ways to us. He proves himself to be faithful in our lives in so many ways. I could tell you my stories, but it's more powerful if you spend a few minutes considering your own life and the ways that God has come through for you...

Amazing, eh?

I think there's potentially quite a lot of overlapping between this subject and the last meeting plan on provision, so I've chosen to focus mainly on the ways that we can trust God to protect us in this plan, rather than provide for us. The warm up activities focus on what other things we might try to put our trust in, whilst the teaching activities look at the ways the Psalms describe God as someone who can be trusted.

Young children naturally trust and so will readily accept this teaching in a way that older children might not. As you prepare this plan, make this your prayer for each child: "Trust God, my friends, and always tell him each one of your concerns. God is our place of safety." Psalm 62:8.

---

## Can It Be Trusted?

Warming Up

10 mins

 Quiz

Tell the children that you're going to read out a list of things. If they think you could put your trust in that thing, they should run to one wall, if they think the thing can't be trusted, they should run to the other wall. You might have to do an example so that they get the idea.

A brand new car with air bags (Y)

A bucket with a hole in it (N)

Food with mould growing on it (N)  
Swimming armbands - fully blown up (Y)  
A dalek (N)  
Dr. Who (Y)  
A pencil without a lead (N)  
Wellies with a hole in (N)  
A bike with no brakes (N)  
God (Y)

Feel free to add or change items.

Talk to the children about why some of the things could or couldn't be trusted. Can we trust God? Why or why not?

**The Point:** For fun and to introduce the topic.

---

### ***Equipment***

None.

---

## **I Will Trust In You**

Teaching Time

10 mins

 Music

Say that you're going to teach the children probably the most famous bit in all of the Bible - it's Psalm 23. You could read it to them first of all - the Contemporary English Version is nice and simple. Say that lots of people have written songs to these words and if we learn a song, we might remember these verses better.

Teach the children Stuart Townend's version. The chorus has two parts which are simple enough for children to have a go at. Try and introduce some simple actions into the verses to help them remember the words.

Ask the children which bit of the song they liked the best. Why? Do they think this Psalm was written just because this particular person could trust God or does it count for all of us?

If you are attached to a church, you might ask if the children can present the song in a Sunday service.

**The Point:** To teach the children this amazing Psalm in a way that they will hold onto.

---

### ***Equipment***

Recording and/or sheet music of 'The Lord's my Shepherd' by Stuart Townend (you can get both at [www.kingsway.co.uk](http://www.kingsway.co.uk)).

---

## He's Like...

Teaching Time

10 mins

 Discussion

Before the session write the following verse references on slips of paper and hide them around your meeting space. You could also hide objects that represent each thing.

Psalm 28:1 (rock)

Psalm 28:7 (shield)

Psalm 46:1 (fortress)

Psalm 61:4 (wings)

Psalm 61:3 (tower)

Say that you're thinking today about why we should trust God. Ask the children if they have any ideas. Say that the book of Psalms has lots of ways that describe God which help us to think about why he can be trusted.

Ask the children to go and find the slips of paper (and the objects if you've hidden them too).

Go through the references one at a time. Help the children to find the right verses in a simple version of the Bible. Ask them why God is like each thing or why each thing would keep you safe.

Ask the children which picture they like the best. Have these verses helped them to see why they can trust God? What situations might we find ourselves in where we need to trust God?

**The Point:** To think about some pictures of our faithful God.

---

## Equipment


Slips of paper with the verse references on, possible objects to represent each verse, Bibles.

---

## My Shield

Take Away

10 mins

 Craft Ideas

**This item can be shared with your group using the QR code:**

This activity will work well with the following Teaching Time activities: He's Like...

Have some simple shield shapes cut out of white card. Ask the children to remember all the different things that the Psalm said God was like and let them draw those things onto their shield. They could write some of the verses on too if they want to.

You can make a simple handle for the shield by cut a strip of card and sticking just the ends onto the



back of the shield, leaving the middle part slightly humped up to let their hand through.

**The Point:** A reminder of the things the Psalms say God is like.

---

### ***Equipment***


White card, colouring pens or pencils.

---

## **Blessed Be The Name Of The Lord**

Response

10 mins

 Worship and Reflection

Use the recording or backing track to sing this song and worship God for how amazing he is. It's an old, old song so you may well know some actions - or have the children create them.

**The Point:** To worship God.

---

### ***Equipment***


Recording or backing track for the song 'Blessed be the name of the Lord - the name of the Lord is a strong tower' (you can get these both in mp3 form at [www.kingsway.co.uk](http://www.kingsway.co.uk)).

---

## **God Can Be Trusted**

Response

10 mins

 Memory Verse

***"God can be trusted day after day." Psalm 52:1b (CEV)***

Let the children colour in the attached sheets. Stick a small calendar tab at the bottom of the page so the children can remember this truth as they use a calendar.

**The Point:** To learn scripture.

---

### ***Equipment***

Attached sheets printed onto card, small calendar tabs, felt tips/coloured pencils, glue.

---